

Ad hoc School Transportation & Safety Study Committee

Final Report

March 31, 2014

Members

December 16, 2011– April 2014

- Judy Crocker, Safe Routes To School Coordinator
- Elaine Celi, LPS Transportation Coordinator
- Elaine Dratch, TAC
- Mary Ellen Dunn, Asst Superintendent of Business and Finance
- Captain Manny Ferro, LPD
- Sharon Kendall, PTA/PTO representative
- Deb Mauger, Board of Selectman liaison
- Jessie Steigerwald, School Committee liaison
- Craig Weeks, community member

Philosophy for Effecting Positive Change

- ✓ Best practices
- ✓ Define level of expectation
- ✓ Shared objectives among stakeholders

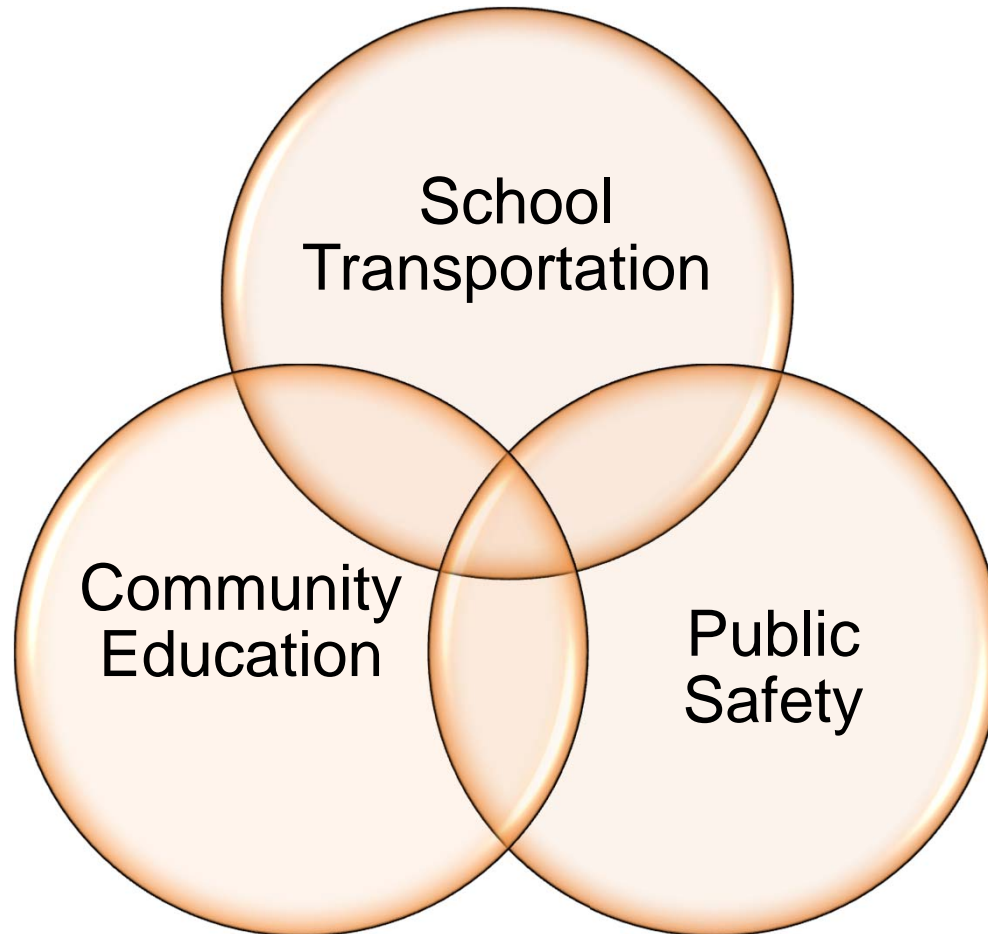
“The difficulty comes in not grasping new ideas, but rather in escaping from the old ones.

John Maynard Keynes

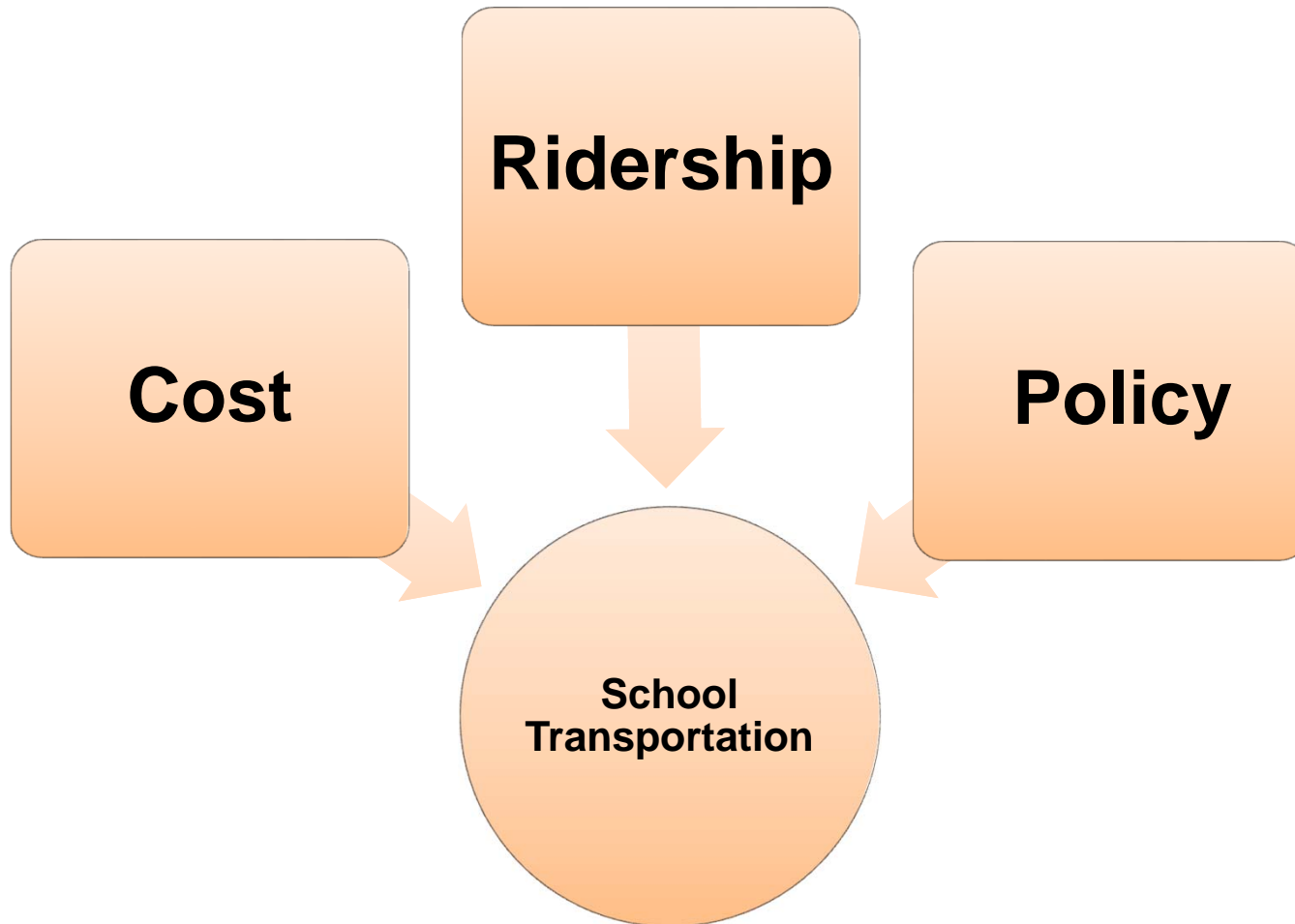
“If people are treated as special, sacred even, they behave that way. This creates a different kind of society.”

David Byrne

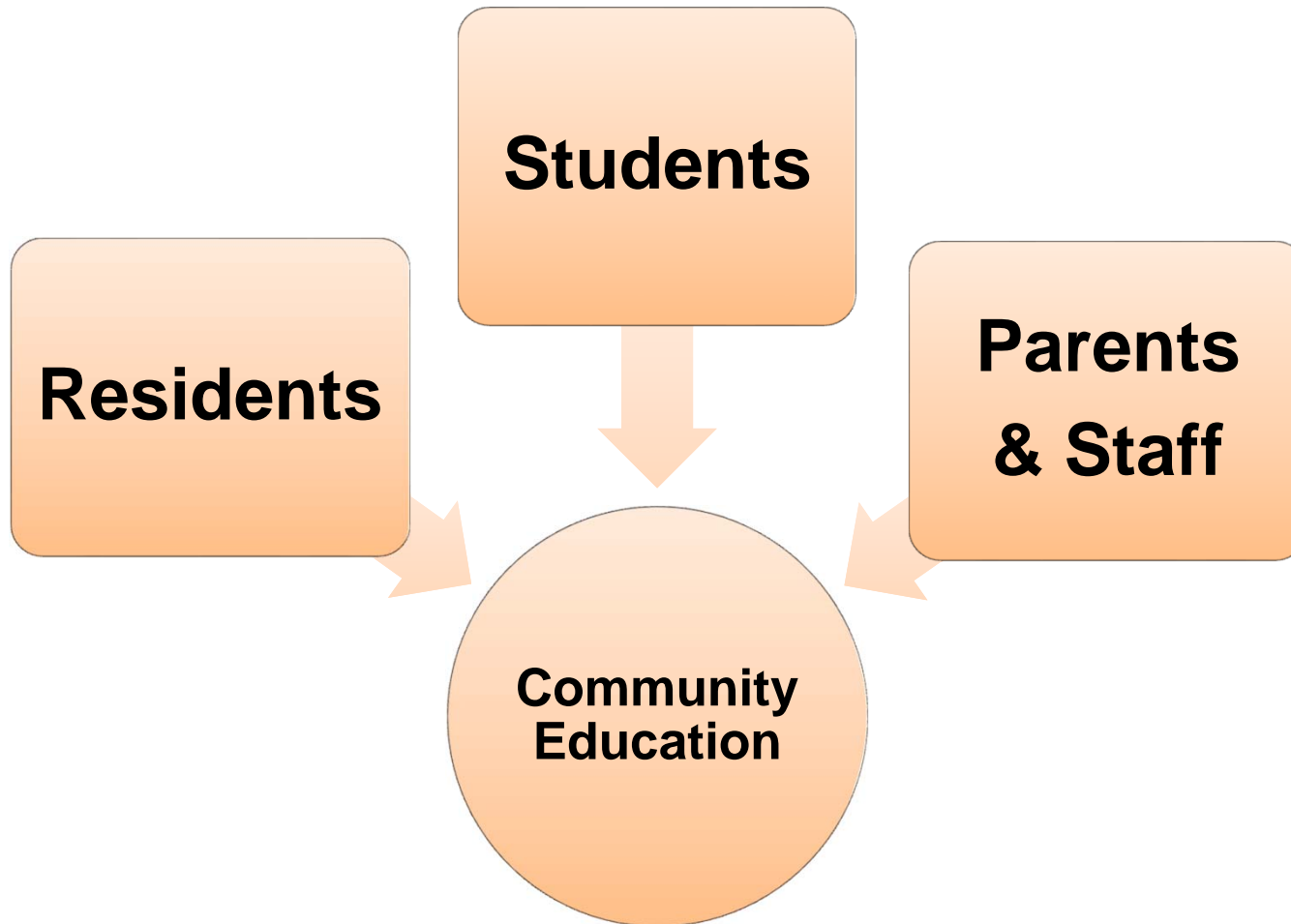
Traffic Safety on School Property



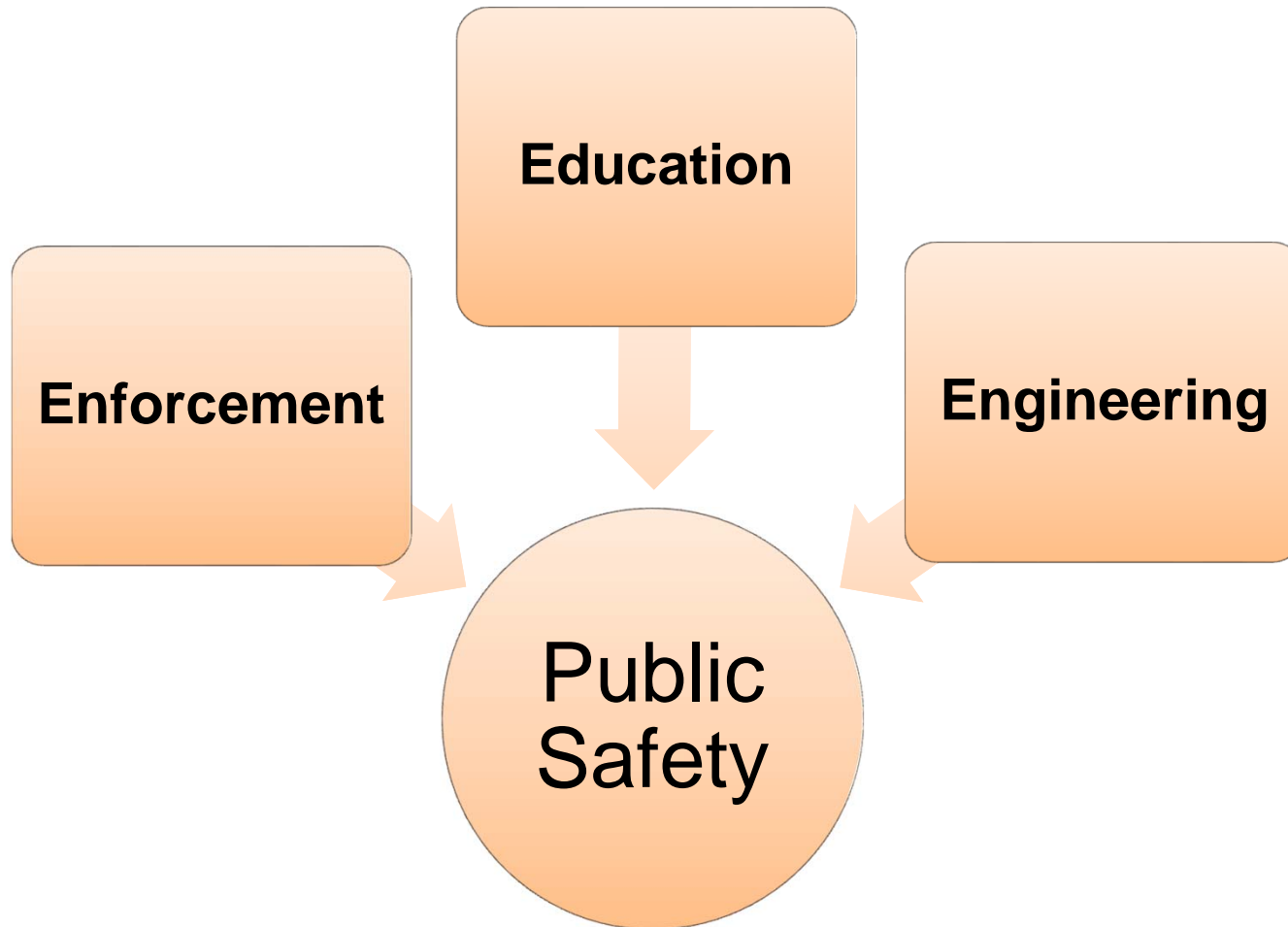
School Transportation



Community Education



Public Safety



Charge #1: Identify proposal(s) to reduce the cost of school bus service.

- ✓ Successful Safe Routes To School sponsored Article 17 at 2012 annual Town Meeting requested one year of funding to lower parent bus fee by half to \$300/student.
- ✓ Formed economic subgroup to study bus contracts as LPS entered into new contract cycle.
- ✓ Based on Article 17's success, School Committee adopted a new transportation budgetary price point for FY13-present.

Charge #2: Identify ways to increase school bus timeliness.

↑# Students = ↑# Buses

↑# Bus Routes = shorter bus routes

- ✓ Student ridership is directly proportional to the number of buses.
- ✓ The more buses, the shorter the routes, the fewer tardy buses, and the less time students spend on buses.
- ✓ LPS has added 7 buses since FY12 (39% increase) and 17 routes (39% increase).

Charge #3: Propose initiatives to promote school bus ridership.

- ✓ Created Flexpass program: a partnership with Lexpress to provide a late bus for MS and HS students.
- ✓ Created *Ride After* program: a partnership with local afterschool elementary enrichment programs to provide direct school to program transportation.
- ✓ Conducted LPS student art and slogan contest on why it's cool to ride the bus.
- ✓ Worked with LHS Marketing class to create Public Service Announcements.

Charge #3: Propose initiatives to promote school bus ridership.

- ✓ Work with Lexington's Bike Walk 'n Bus Week to coordinate bus registration and conduct a school bus open house.
- ✓ Promote bus subsidy during identified bus registration period via Kindergarten Orientation, school posters, list serves and school newsletters, LexMedia, and Distance Eligible Housing locations.
- ✓ Bus Registration improvements including online registration, school site management, staff communication, bus pass, and the fee structure centered on renewals and subsidy.

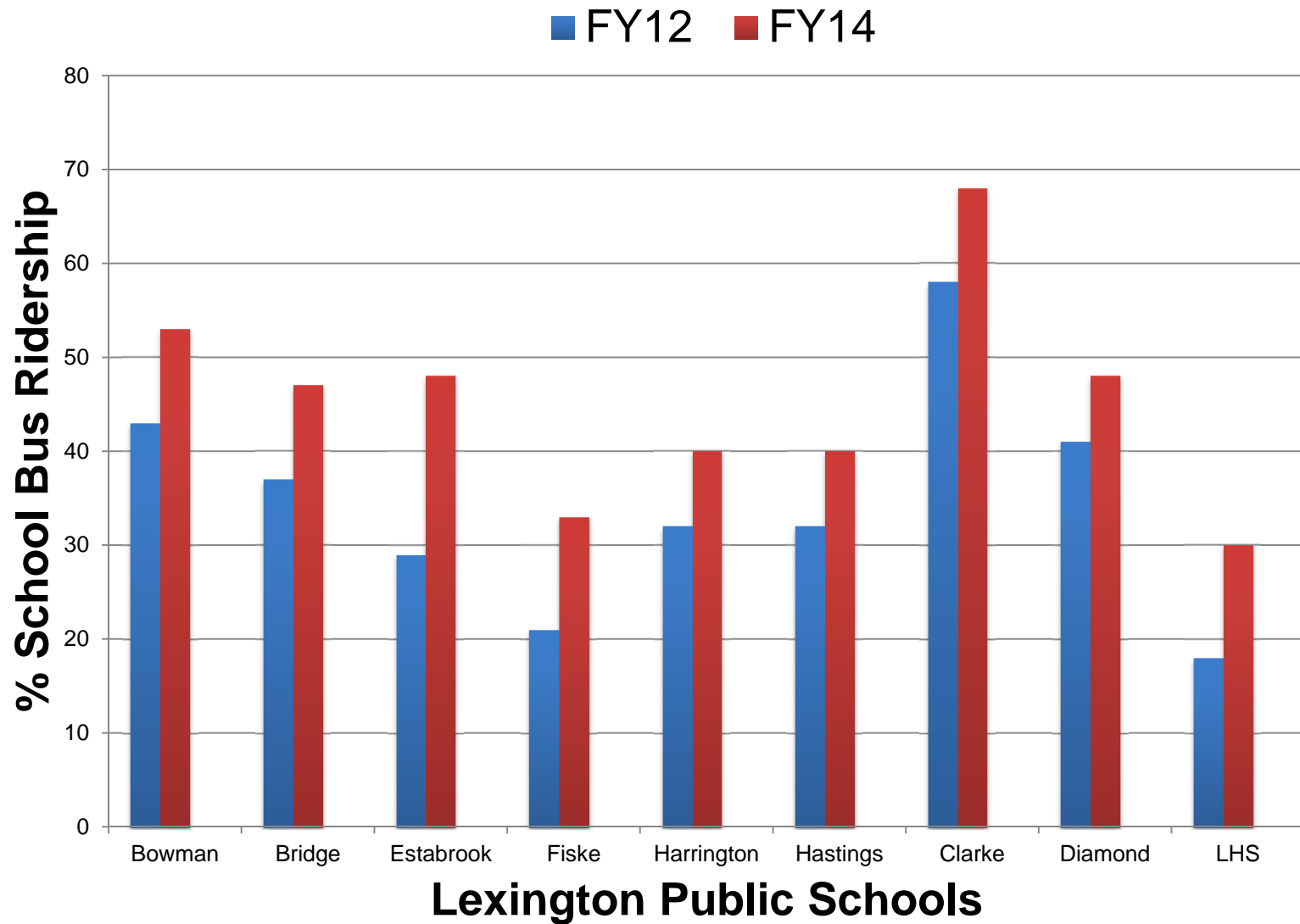
Charge #4: Propose approaches to address traffic and pedestrian safety concerns in and around our schools.

- ✓ Safe Routes To School and DPW-sponsored 2013 School Zone Evaluation grant.
- ✓ Created Safety Greeter Kits, which included OSHA vests.
- ✓ Introduced concept of School Committee being property owners and as such directly affect many stakeholders.

Charge #4: Propose approaches to address traffic and pedestrian safety concerns in and around our schools.

- ✓ WorldTech Preliminary LPS Traffic and Mitigation Study
- ✓ Work with BoS and LPD to codify school and municipal signage
- ✓ Clarke Bus Loop Study
- ✓ Draft School Traffic and Mitigation Policy

FY12 vs FY14 School Bus Ridership



FY12 vs FY14 School Ridership

	FY12	FY14	Change
Bowman	43%	53%	+10%
Bridge	37%	47%	+10%
Estabrook	29%	48%	+19%
Fiske	21%	33%	+12%
Harrington	32%	40%	+8%
Hastings	32%	40%	+8%
Clarke	58%	68%	+10%
Diamond	41%	48%	+7%
LHS	18%	30%	+12%

FY12 vs FY14 School Bus Ridership

	FY12	FY14	Change
Total Ridership	31%	43%	+12%
Ridership Range	18%-58%	30%-68%	10%-12%
# Students	2065	2876	811
# Buses	18	25	+7
# Routes	44	61	+17
MS & HS Flexpass	211	270	+ 706
ES Ride After	NA	240	+415



Work In Progress

- Draft School Traffic and Mitigation Policy (Spring 2014)
- Coordinated safety communication between LPD & LPS (Spring 2014)
- LPS Infrastructure improvements (2013-2016)
- Appropriate placement of Safe Routes to School Coordinator (Fall 2014)

Work In Progress

- Continue to communicate uniform behavior expectations to staff, administration, parents, and students (ongoing)
- Create GIS mapping of school property signage and pavement markings (2014-2016)
- School zone improvements (Summer 2014)
- ES Bus captains to improve site management of student arrival & dismissal (FY15)

Recommendations to **SC, Superintendent, BoS, DPF, DPW**

- Update School handbooks to communicate school hours, traffic individual school plans, and LPS policy
- Communication – bi-annual parent reminders
- Continue to embrace Safe Routes To School as a means to encourage student walkers, bikers, and bus riders

Recommendations to SC, Superintendent, BoS, DPF, DPW

- Continue to fund Sidewalk Committee and DPF as a means to improve town and school infrastructure
- Propose quarterly meeting between DPF, DPW, SRTS, LPS, and LPD to continue a working collaborative for addressing shared responsibilities of short-term and long-term goals
- Continue to support principals
- Continue to create incentives for walkers, bikers, bus riders

2013 LHS Marketing Class **Public Service Announcements**

Credits: Bill Cole, teacher

<https://www.dropbox.com/s/9ose5kydwl6vjy/Safe%20Routes%20Ad.mov>